



South Central Community Action Program

**SCCAP**

*Empowering people to reach their potential*

---

# 2019 ANNUAL REPORT

---

[WWW.INSCCAP.ORG](http://WWW.INSCCAP.ORG)



---

## **Mission Statement**

We provide opportunities for low-income individuals and families to achieve personal and economic independence.

## **Vision Statement**

We envision all individuals having the support and resources needed to attain a quality lifestyle and self-sufficiency.

## **Our Purpose**

South Central Community Action Program, Inc., is a not for profit organization designed as the Community Action Agency for Monroe, Morgan, Owen, and Brown Counties.

Since 1965, the purpose of SCCAP has been to reduce the extent and impact of poverty in this service area. SCCAP operates state and federal programs designed to meet specific needs of low-income individuals and families. It provides support and opportunities for self-development efforts by the low-income community and its members and engages in advocacy and representation of the interests of the low-income community, while facilitating self-representation. It networks with public and private agencies concerned with improving the quality of human life and demonstrates innovative and effective approaches for dealing with the causes and effects of poverty.

## **Our Promise**

Community Action changes people's lives, embodies the spirit of hope, improves communities and makes America a better place to live. We care about the entire community and are dedicated to helping individuals help themselves and each other.

---

All SCCAP services are provided without regard to race, age, color, religion, sex, disability, national origin, ancestry or status as a veteran.

# A Word from SCCAP's Executive Director

I am pleased to present SCCAP's 2019 Annual Report.

Our agency began serving the community over fifty years ago and is still going strong. I am fortunate to be a part of the work that has so greatly impacted the lives of so many individuals and families.

The following pages give a snapshot of the programs that our agency offers the community and some of the results that SCCAP achieved in 2019. Our agency served over eight thousand individuals and over four thousand families. The major areas that we focus on are employment, education and cognitive development, income and asset building, housing, health and social/behavioral development, and civic engagement/community involvement. There are many details of the agency's considerable work that cannot be tabulated. Those are the things that matter most, where people are uplifted in some way and gain a sense of wellbeing and respect. I believe this is how our agency stands apart and truly shines.

The sum of what happens at our agency is accomplished through the tireless efforts of multiple individuals and organizations working together. Our sincere thanks goes out to our Board Members, Head Start's Policy Council, Staff, Donors, Volunteers, Community Partners and Funders who contribute to helping those in need and make this work possible.

I hope that this report gives you some insight into what our agency does and the impact in our community.

Frank Peacock  
Executive Director



# 2019 Board of Directors

## MONROE COUNTY

Tom Pappas: Low Income Sector Representative from the Head Start Policy Council

Peter Seybold: Private Sector Representative from the White River Labor Council

Kelly Walter: Private Sector Representative from Area 10 Agency on Aging

Bethany Penrod: Low Income Sector Representative

Stacy Jane Rhoads: Public Sector Representative by County Commissioner's Appointment

Shelli Yoder: Public Sector Representative by the Mayor's Appointment

## BROWN COUNTY

Tricia Bock: Public Sector Representative

Gloria Lawson: Low Income Sector Representative

Sandy Higgins: Private Sector Representative

## MORGAN COUNTY

Kathryn Byrd: Low Income Sector Representative

Amy Guerrettaz: Private Sector Representative

Susan Rinne: Public Sector Representative by County Commissioner's Appointment

## OWEN COUNTY

Wally Deford: Private Sector Representative

Lori Watkins: Low Income Sector Representative

# Energy Assistance Program



This season, our Energy Assistance Program was lead by Mary Zimmerman. We were so happy to have Mary as the Program Director in 2019 to help lead the EAP team in processing 3,530 applications in our four counties. This program year we were able to serve 6,252 persons. These clients received a one-time benefit applied to their energy bill.



In addition to providing direct energy bill benefits, we here at SCCAP have a commitment to share resources and educate our community on how to have an energy efficient home, save on your energy bill, and have a safe, sustainable heat source. In order to best achieve this commitment, we held Energy Education Events in each of the four counties we serve. These events gave community members a chance to come to a public space to learn more about energy saving tips and tricks, ask questions about the Energy Assistance Program, and submit their application.

## The Benefits of a Weatherized Home



ENERGY COSTS SAVINGS



WATER COST SAVINGS



LESS OUT-OF-POCKET HEALTH COSTS



LESS UTILITY BILLS LATE PAYMENTS & FEES

## Weatherization

Weatherization, or as we like to shorten it, our WX program, reduces energy consumption in low-income households and ensures that each client has a safe, operating heat source. Clients receive a furnace inspection and an energy audit. SCCAP uses private contractors to repair or replace heat sources, install insulation and seal the homes.

The Weatherization Program continued to make strides in improving the quality of life for many residents in Brown, Monroe, Morgan, and Owen counties in 2019. We were able to provide non-emergency WX energy assistance to 59 households. This assistance will continue to be effective in their homes for many years to come.

## Housing Choice Opportunities

SCCAP administered housing opportunities across Brown, Clay, Marion, Monroe, Morgan, and Owen counties in 2019. SCCAP provided 370 families with safe and affordable housing through the Housing Choice Voucher Program (HCVP). Housing choice vouchers allow very low-income families to choose and lease safe, decent, and affordable privately-owned rental housing based on their income. In addition to HCVP, SCCAP also housed 42 families through the Project Based Voucher Program (PBVP). PBVP follows a “Housing First” model that prioritizes providing permanent supportive housing to people experiencing homelessness and serving as an opportunity for recipients to achieve personal and economic independence.



# Growing Opportunities



SCCAP's Growing Opportunities initiative had another successful year of growing fresh produce to disperse in the Bloomington community along with providing vocational training to low income people with barriers to employment. In 2019, our greenhouse provided on-the-job work experience, resume development, interview skills training, and job referrals for 16 individuals. These participants also learned about proper nutrition, gardening techniques, and how to cook with fresh produce.

# Covering Kids and Families

In 2019, our Covering Kids and Families program provided health insurance options counseling to 1,761 persons. This general counseling can mean many different things, dependent upon what an individual client needs. To be more specific, 212 clients received health care coverage by an application process facilitated by CKF caseworkers and 1,520 clients received health care coverage through some assistance from CKF caseworkers.



# Thriving Connections

Our Thriving Connections initiative's most basic goal is bringing people together across race and class lines to get rid of poverty. We start out educating and establishing relationships between people called Captains, who live without enough resources, and people called Allies, who have enough resources. The Thriving Connections community meets every week for dinner and programming for both adults and children. In addition, Captains meet with their Allies at other times to work on education, financial, and personal goals.

In 2019 we had 28 participants increase their skills, knowledge, and abilities so as to improve the conditions in their community and work towards self-sufficiency in their own lives.



# Head Start & Early Head Start

Total number of children served: Head Start: 475  
Early Head Start: 112

Total number of families served: 535

Average monthly enrollment: Head Start: 98.8%  
Early Head Start: 98.7%

Percentage of eligible children served: Head Start: 88%  
Early Head Start: 81%

Percentage of enrolled children that received medical exams:  
Head Start: 97.5%  
Early Head Start: 92.5%

The percentage of enrolled children that received dental exams:  
Head Start: 80%  
Early Head Start: 44%



In early November 2019, the Administration for Children and Families (ACF) conducted a Focus Area One (FA1) monitoring review of SCCAP's Head Start and Early Head Start programs. They found no areas of concern, areas of noncompliance, opportunities for continuous improvement, or deficiencies in our program.

Head Start began the school year with the annual Back to School Bash, which 60 families attended. Individual sites and classrooms also hosted Open Houses at the beginning of the year. A total of 77 families attended these Open Houses.

In October and November, we had families attend the Walk of Fang event, families saw a performance of STOMP at Indiana University, and we hosted our annual Fall Family Fun Night. We also had families continue to attend our Mighty Men and Wonder Women events that take place in alternating months.



Beginning in September, we hosted monthly Parent Education nights using our Conscious Discipline curriculum that is also used in the classroom. In January and February, we hosted our Kindergarten Transition Nights. These events gave parents the opportunity to learn about the transition to Kindergarten and to begin Kindergarten enrollment.

Individual sites and classrooms hosted their Parent Meetings every other month. These meetings are planned by the classroom teachers, family advocate, policy council parent representative, and the site coordinator. These meetings were well-attended this year and included mini-lessons from our Conscious Discipline curriculum that parents can implement at home.





# 2019 Head Start Policy Council

Sabrina Isom (President) : Jack's Defeat Creek  
Kimberly Johnson (Vice-President): Home Based  
Ingrid Davenport (Secretary): Fairview  
Tom Pappas (Rep to SCCAP Board): Lindbergh  
Jennifer Christian: First United  
LaTanya Hardesty: First United  
Jerrica Hale: Grandview  
Felicia Hershman: Highland Park  
Shawna Cearlock: Lindbergh  
Joshua Price: RBB  
Casey Deckard: Templeton  
Jessica Baxter: Walnut Woods  
Alisha Taylor: Fairview Alternate  
Berta Hogan: Lindbergh Alternate  
Jennifer Zengerling: Highland Park Alternate  
Katie Kiger: Home Based Alternate  
Nicole Culler: RBB Alternate

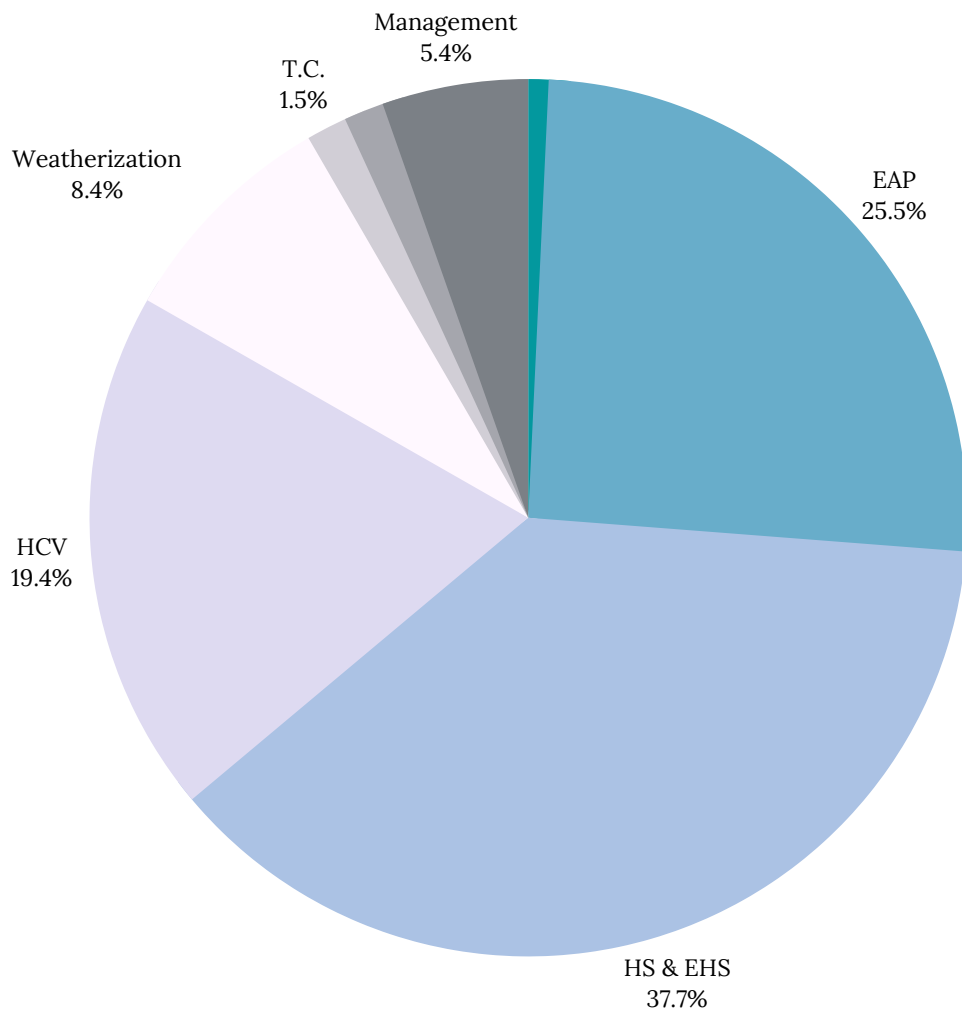
Community Member – Jennifer Myers  
Community Member – Sara Egli  
Board of Directors Representative – Shelli Yoder

# 2019 FINANCIALS

The following numbers are from our 2019 fiscal audit, which reported no financial statement findings or federal award findings for the year ended December 31, 2019.

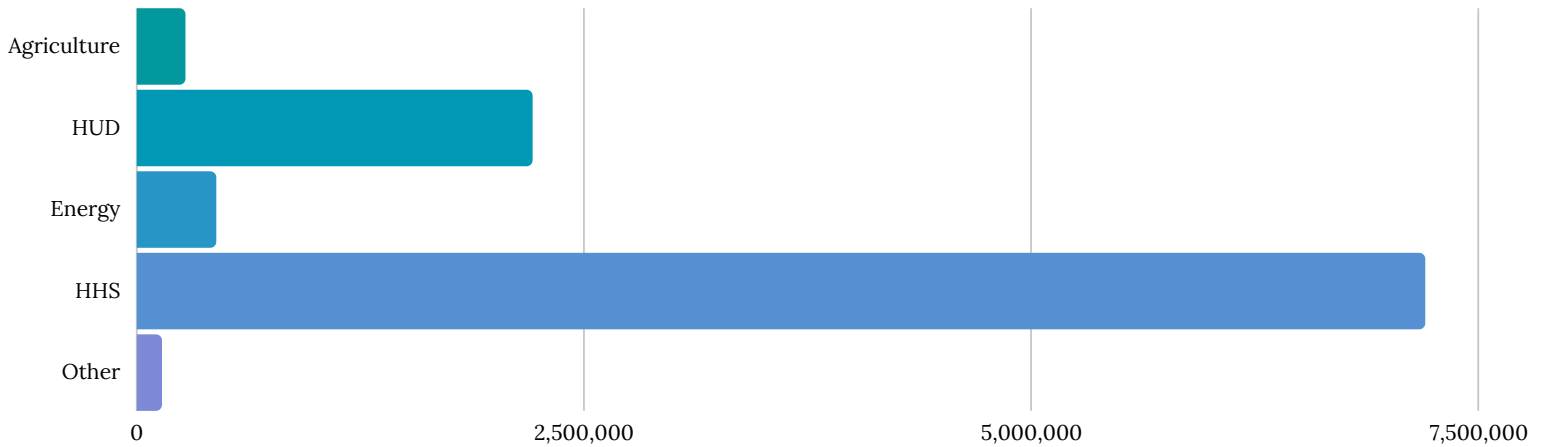
## OPERATING EXPENSES

Affordable Housing.....	\$83,933
Energy Assistance Program (EAP) .....	\$2,870,209
Head Start & Early Head Start.....	\$4,243,027
Section 8- Housing Choice Vouchers.....	\$2,180,215
Weatherization (LIHEAP & DOE).....	\$945,211
Thriving Connections.....	\$168,303
Other Program.....	\$165,916
Management & General.....	\$606,260



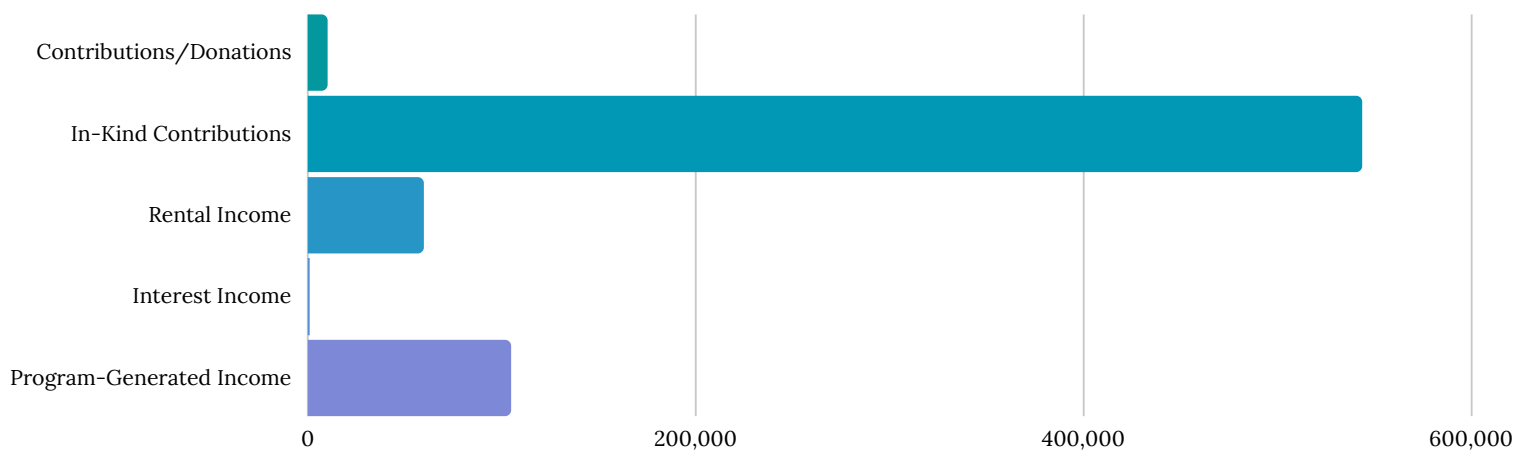
# 2019 FINANCIALS

## PUBLIC FUNDS RECEIVED



U.S. Department of Agriculture.....	\$267,101
U.S. Department of Housing & Urban Development.....	\$2,207,894
U.S. Department of Energy.....	\$439,430
U.S. Department of Health & Human Services.....	\$7,198,610
Other State & Local Funds.....	\$135,891

## PRIVATE FUNDS RECEIVED



Contributions/Donations.....	\$9,744
In-Kind Contributions.....	\$543,075
Rental Income.....	\$59,363
Interest Income.....	\$12
Program-Generated Income.....	\$104,351



# 2019

Lookout for next year's Annual Report in Spring of 2021!



**All SCCAP services are provided without regard to race, age, color, religion, sex, disability, national origin, ancestry or status as a veteran.**